



# BreachPop<sup>®</sup>

## Tamped Charge Containers






# BreachPop<sup>®</sup>

## Tamped Charge Containers Quad



Strip Charges

Linear Charges



(Training) N.E.W.:  
0.013 lbs TNT/3.5g

N.E.W.:  
0.031 lbs TNT / 13g

N.E.W.:  
0.092 lbs TNT / 23g

N.E.W.:  
0.194 lbs TNT / 53g

[Click to Open Link to Videos](#)

BreachPop	Common Load	Target Recommendation
5" BP#1 (Link for 10")	9" 50gr Det Cord	Hollow Wood / Training Charge
	½" x 5" or 10" C2	Heavy Wood, Light Metal
8" BP#1	12" 50gr Det Cord	Hollow Wood / Training Charge
	½" x 8" C2	Heavy Wood, Light Metal
8" BP#3	30" 50gr Det Cord (3-wrap strip)	Heavy Wood, Light Metal
	¾" x 8" C2	Heavy Wood, Heavy Metal
12" BP#3	42" 50gr Det Cord (3-wrap strip)	Heavy Wood, Light Metal
	¾" x 12" C2	Heavy Wood, Heavy Metal
BP#1 Linear Tri- & Bi-Folds	66" or 84" 50gr (Tri- or Bi-Fold)	Heavy Wood, Light Metal
	½"x 54" or 72" C2 (Tri- or Bi-Fold)	Heavy Metal
BP#3 Linear Tri- & Bi-Folds	176" or 224" 50gr (Tri- or Bi-Fold)	Heavy Wood, Heavy Metal
	¾"x48 or 72" C2 (TriFold or BiFold)	Heavy Metal

### BreachPop Overview Information

**Overview:** Tamped charge container designed to hold sheet explosive or det cord in a shaped channel to increase the explosives target effect and reduce blast over pressure. Simple, durable design reduces N.E.W. by 40-50% and blast overpressure (B.O.P.) by up to 60% compared to conventional charges. Low N.E.W. training options complement the operational variants.

**Specific Traits:** BreachPop Strips are designed to fit into standard magazine pouches with minimal added weight to the charge. The shaped channel directs blast pressure into the target and tamping provides the same target effect with less net explosive weight (N.E.W.) than conventional charges. BreachPop Linears allow for equivalent target effects with 50% or less of the conventional N.E.W. and drastically lower B.O.P. (up to 60%).

**Operational Need:** Blast overpressure from breaching results in cumulative sub-concussive overpressure injuries which have only recently been identified and studied. By using a water-based tamp the BreachPop reduces necessary N.E.W. and absorbs blast overpressure, further decreasing the overpressure exposure of war fighters.

### BreachPop Technical Information

Variant	Standard Dim / Weight		Metric Dim / Weight	
	Dim	Weight	Dim	Weight
BreachPop #1 8" P/N: BP1-8	8"x0.71"x0.87"	2.5oz	20cm x 1.8cm x 2.2cm	73g
BreachPop #3 8" P/N: BP3-8	8"x0.71"x0.87"	2.2oz	20cm x 1.8cm x 2.2cm	63g
BreachPop #1 15" P/N: BP1-15	15"x0.71"x0.87"	4.8oz	38cm x 1.8cm x 2.2cm	137g
BreachPop #1 36" P/N: BP1-36	36"x0.71"x0.87"	11.8oz	91.5cm x 1.8cm x 2.2cm	335g
BreachPop #3 16" P/N: BP3-16	16"x0.71"x0.87"	4.5oz	40cm x 1.8cm x 2.2cm	128g
BreachPop #3 36" P/N: BP3-36	36"x0.71"x0.87"	10.1oz	91.5cm x 1.8cm x 2.2cm	288g



# BreachPop<sup>®</sup>

## Tamped Charge Containers




### Channel Geometry & Charge Construction System

#### Profile\*

#### Loading Options

BreachPop #1



- 1 Strand 50gr / 100gr Det Cord cut to length (10g / 20g Det Cord)
- 2 Strand Combos: 50gr+25gr, 25gr+18gr, 18gr+18gr
- ½ Wide C2 Sheet Explosive primed with 1-strand 50gr



BreachPop #2



- 2 Strands 50gr or 100gr Det Cord cut to length (10g / 20g Det Cord)

BreachPop #3



- 3 Strands 50gr / 100gr Det Cord cut to length (10g / 20g Det Cord)
- 3 Strand Combos: Combine 15-100gr det cord lengths to vary N.E.W.
- ¾" Wide C2/C3/C4/C6 Sheet Explosive primed with 1-strand of 50gr



\*BreachPop profiles are not to scale; For reference only in understanding charge construction & explosive geometry



# BreachPop<sup>®</sup>

## Tamped Charge Containers Overview



P3D Solutions, Inc developed a line of tamped charge containers that benefit the operator in a number of ways. Most important is the reduction in N.E.W. that is possible by shaping and tamping the explosive material loaded into the BreachPop. Blast overpressure (BOP) injuries are well documented. See the “Operator Syndrome” research paper published by Dr. B. Christopher Freuh. New research also indicates certain types of micro-scarring in the brain can *only be the result of blast overpressure injuries*. It is estimated 85% of these TBI are sustained in training. Cumulative TBI injuries, often from repeated exposures during explosive breaching, result in numerous problems that present later in life and, ultimately, shorten the operational life of an assaulter. Additionally, quality of life suffers due to hormone imbalances and loss of short-term memory, resulting in what we breachers off-handedly summarize as “Breacher Brain.” The BreachPops reduction in N.E.W. equals a reduction in BOP, while retaining the same target effects necessary operationally. Further, the water-based gel used as a tamping medium absorbs *more* of the BOP, as evidenced by tests comparing conventional charges to BreachPops loaded with the same N.E.W. Additionally, BreachPops were designed by Assaulters, for Assaulters.

The building of the charges is as simple as cutting a few pieces of det cord or sheet explosive (using the BreachPop as a template) and taping it into the BreachPop. The BreachPop Strip was designed from the ground up to fit three to four per M4 magazine pouch and one to two per pistol magazine pouch. For example, a standard three or four node slider will fit cleanly in an M4 mag pouch. Longer BreachPops can easily be stowed on the back of a plate carrier as strips, or built into Tri-Fold Linears. This is all summed up by our motto:

**Easy to Build, Easy to Carry, Easy to Deploy...and Easier on the Brain**



# BreachPop® #1 Effectiveness Test



(Top) 8" BreachPop #1, 12" of 50 grain  
**Notes:** Full penetration of the solid wood door along the length of the BreachPop.



(Bottom) Duct Tape Strip, 12" of 50 grain  
**Notes:** Penetration through the solid wood door only where the two caps were attached to the det cord.

Standard: .019 lbs TNT N.E.W. (including two caps)  
Metric: 30cm/10g det cord for 5.3g N.E.W. (including two caps)

**BreachPop resulted in a better target effect with 25% less overpressure at 5' (1.5m).**

**Demo charges primed with a dual-initiated skin pack, so two caps were exposed, increasing the N.E.W. outside the BreachPop by 1g compared to a single primed system. Single primed charges show an overpressure reduction of >30% at this length.**



Proprietary / Unclassified

# BreachPop<sup>®</sup> Training Charge Test I



**Target: 2x6 Insert for Internal Door Charge Training**

**Charge #1: BreachPop #1 loaded with 9" of 50gr Det Cord**

**N.E.W.: .013 lbs TNT / 3.5g**

**Blast Gauge Recording: AVG 3.3 PSI at 1m**

**Charge #2: 10" Single Strand Duct Tape Strip**


**N.E.W.: .014 lbs TNT / 3.6g**

**Blast Gauge Recordings: Average 5.3 PSI at 1m**

**\*\*\*BreachPop reduced blast pressure exposure by 40%\*\*\***



[Click for link to video](#)



Charge Placement

Blast Gauge



# BreachPop® Training Charge Test II



The BP1-8 C2 charge was compared against a commonly utilized training charge of 8" 300gr ECT for blast overpressure, N.E.W., and target effects.

Below is a summary of the results and the testing protocol.

Charge	Peak OP (PSI)	Total Pos. Impulse	Charge	N.E.W.	N.E.W.	Average PSI (Peak)	Average PSI (Total Pos. Impulse)
BP1-8	1.00	2.8	8" 300gr ECT	0.072 lbs TNT	22.63 grams	1.24	2.97
BP1-8	0.9	2.8	BP1-8 C2 Sheet	0.049 lbs TNT	15.57 grams	0.95	2.08
BP1-8	0.8	1.5	BreachPop N.E.W. % Reduction	-32%	-31%		
BP1-8	Below instrument threshold of 0.5 PSI		BreachPop PSI % Reduction			-23%	-30%
BP1-8	Below instrument threshold of 0.5 PSI		<b>Protocol:</b> An observer wearing the latest generation of Black Box Biometric's Blast Gauge® experienced a series of five explosive breaches, repeated four times. The first two five-breach iterations utilized the BreachPop #1 8" (BP1-8) Tamped Charge Container loaded with C2 sheet explosive. The second two iterations of five breaches used a standard 8" long piece of 300gr ECT for comparison. Each five-breach series' was identical in location, target, and sequence. The observer stood in the same position on the catwalk relative to each breach during the series to reduce error related to reflective pressures inside the structure from iteration to iteration. Target effects were indistinguishable, despite the 32% reduction in Net Explosive Weight (N.E.W.) pounds TNT equivalent afforded by the BreachPop.				
BP1-8	1.3	2.2	<b>Note:</b> Ten total BreachPop Charges were fired. The instruments threshold for reading overpressure is 0.5 PSI. Four BreachPop charges were fired, but not calculated into the average for Peak Overpressure or Total Positive Impulse as they were below 0.5 PSI and did not register on the gauges. If those charges barely failed the threshold by generating 0.45 PSI, the Average PSI (Peak Overpressure) would be reduced to 0.75 PSI, resulting in a 40% reduction in overpressure. It is possible they were even lower.				
BP1-8	0.8	2.8					
BP1-8	0.9	0.4					
BP1-8	Below instrument threshold of 0.5 PSI						
BP1-8	Below instrument threshold of 0.5 PSI						
300gr ECT	1.3	3.8					
300gr ECT	1.3	2					
300gr ECT	1.5	2.6					
300gr ECT	1.3	2.9					
300gr ECT	1	2.6					
300gr ECT	1.5	2.5					
300gr ECT	1.3	3.5					
300gr ECT	1.3	4.4					
300gr ECT	1.2	4.2					
300gr ECT	0.7	1.2					



Proprietary / Unclassified

# BreachPop® #1 C2 Comparison Test



**Target: Solid Wood Door**

**(Top) BreachPop #1 7" Strip loaded with .5"x7" C2 direct primed**

**N.E.W.: .022 lbs TNT Single Primed**

**MSD: 5'**

Metric: 1.3cm x 18cm C2 for 8g N.E.W. single primed

This charge can be built using an 8" BreachPop #1 loaded with .5"x8" C2 and an 8" det cord tail.

**N.E.W. is .033 lbs single primed with a 5.7' MSD.**

**(Bottom) 300gr per foot Det Cord Strip 6" 6-wrap**

**N.E.W.: .046 lbs TNT Single Primed**

**MSD: 6.4'**

Metric: 45cm/20g det cord for 10.5g N.E.W. single primed

**Notes: Increased target effect using only 48% of the N.E.W. of the conventional charge.**





Proprietary / Unclassified

# 8" BreachPop® #1 C2 Comparison Test



**Target: Solid Wood Door**

**(Top) 12" BreachPop #1 loaded 12"x0.5" C2 Sheet  
Explosive + 6" 54gr Det Cord tail  
N.E.W.: .041 lbs TNT Single Primed  
MSD: 6.2' / 1.9m**

Metric: 1.3cm x 30cm C2 for 14.66g N.E.W. single primed



**(Bottom) C4 Duct Tape Strip Charge  
(12"x0.5" C4 Sheet Explosive)  
N.E.W.: .066 lbs TNT Single Primed  
MSD: 7.2'**

Metric: 1.3cm x 30cm C4 for 25g N.E.W. single primed

**Notes: Greater target effect with 62% of the N.E.W.  
of the conventional charge.**



Proprietary / Unclassified

# BreachPop<sup>®</sup> #1 Comparison Test



**Target: Metal Push Door**

**(Top)** BreachPop #1 loaded with 8"x0.5" C2 Sheet Explosive + 6" 54gr Det Cord Tail  
N.E.W.: .031 lbs TNT Dual Primed  
MSD: 5.7' / 1.7m

Metric: 1.3cm x 20cm C2 with 15cm 10g det cord tail for 10.66g NEW



**(Bottom)** 300gr Hockey Puck (6' 50gr Det Cord)  
N.E.W.: .083 lbs TNT Dual Primed  
MSD: 7.8'

Metric: 185cm/10g det cord for 20.35g N.E.W. single primed

**Notes: Equivalent target effect with 37% of the N.E.W. in an easier to transport package.**



Proprietary / Unclassified

# BreachPop® #1 Linear Comparison Test



**Target: Solid Wood Door (Hinge Side)**

**(Top) BreachPop #1 Bi-Fold Linear  
(1-Strand 50gr)**

**N.E.W.: 0.092 lbs TNT Dual Primed**

**MSD: 8.0'**

**Metric: 205cm/10g det cord for 23g N.E.W. dual primed**



**(Bottom) 100gr per foot Bi-Fold Linear  
(2-wrap 50gr)**

**N.E.W.: 0.179 lbs TNT Dual Primed**

**MSD: 10.1'**

**Metric: 430cm/10g det cord for 47.5g N.E.W. dual primed**

**Notes: Equivalent target effect.**

**\*Conventional charge used 200% N.E.W. of BP Linear\*  
Conventional linear produced 266% the blast  
over pressure of the BreachPop bi-fold linear**



# Light Wood Door

## BreachPop® #1 IDC / Training Charge



N.E.W.: .011 LBS TNT / 3g  
MSD: 3.9' / 1.2m

**Results:** Positive Breach on a Light Wood Push Door with 7" of 50gr Det Cord; Single Primed w/ 3.8s delay cap  
No part of the charge casing penetrated a cardboard witness panel placed 90 degrees from the charge at MSD.

**Comments:** This charge will also split a 2x6 wooden training insert used in many training facilities, making it the perfect low N.E.W., reduced overpressure charge to use during tactical training while maintaining the same movement patterns as when using a full power operational charge



# Heavy Wood and Light Metal Door



## BreachPop® #1 C2 Strip Charges

Heavy Wood

Light Metal



N.E.W.: .041 LBS TNT / 14.66g  
MSD: 6.2' / 1.9m

N.E.W.: .031 LBS TNT / 10.66g  
MSD: 5.6' / 1.7m

**Results:** (L) Positive Breach on a Heavy Wood with .5" x 12" C2 Sheet + 6" 54gr Det Cord; Single Primed  
(R) Positive Breach on a Light Metal Push Door with .5" x 8" C2 Sheet + 6" 54gr Det Cord; Dual Primed



# Heavy Wood and Light Metal Door

## BreachPop® #3 Sliding Hinge Charge



N.E.W.: .121 LBS TNT / 33g  
MSD: 8.8' / 2.7m



**Results: Positive Breach on a Heavy Wood and Light Metal Pull Door with 110" total of 50gr DetCord; Single Primed**  
The door was separated from the frame at each hinge and deposited through the frame.

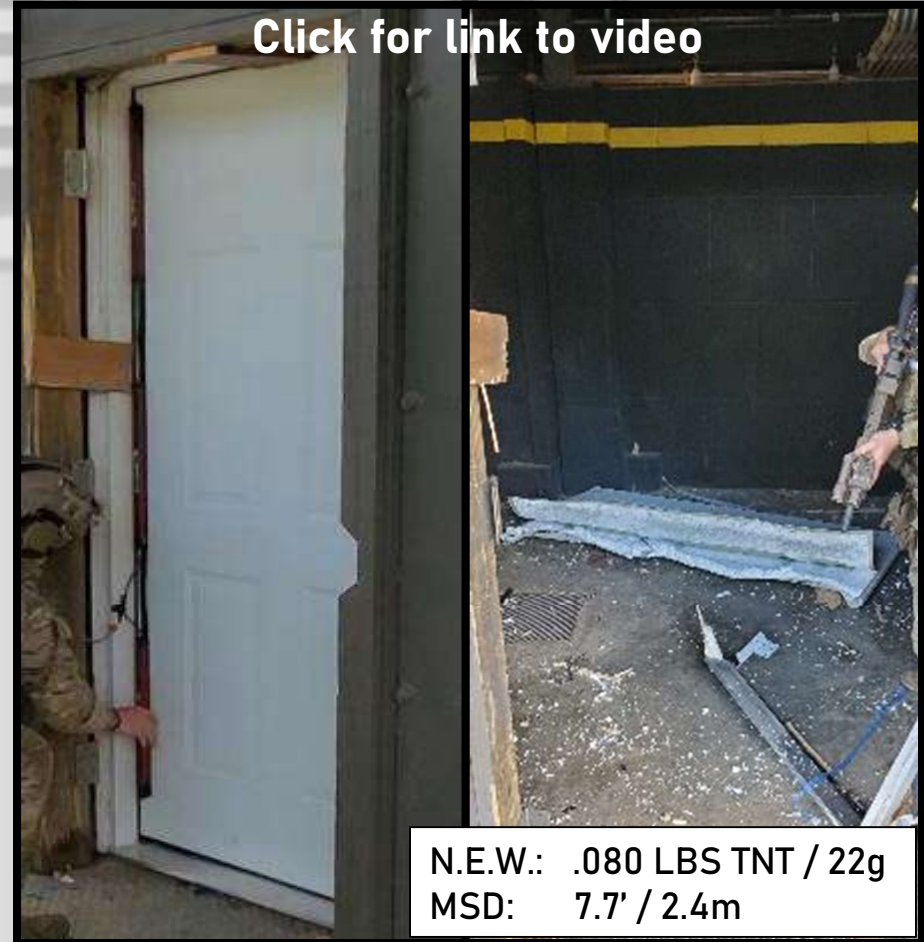


# Heavy Wood and Light Metal Door

## Bi-Fold and Tri-Fold Linear (Det Cord)



N.E.W.: .091 LBS TNT / 25g  
MSD: 8.0' / 2.5m



Click for link to video

N.E.W.: .080 LBS TNT / 22g  
MSD: 7.7' / 2.4m

**Results: Positive Breach on a Heavy Wood (L) and Light Metal (R) using one strand of 50gr det cord. Tri-fold shown at 72"; demonstrated at 66" at ISOF 2022 with same target effect.**

**\*\*1-wrap duct tape linear charge produced 240% the overpressure of a BreachPop 1-wrap Linear\*\***

The BreachPop tamping gel reduces the overpressure compared to a conventional construction linear charges



# Heavy Metal Door

## 8" BreachPop® #3 C2



N.E.W.: .035 LBS TNT / 13g  
MSD: 5.8' / 1.8m

**Results: Positive Breach on a Heavy Metal Door with 0.75" x 8" of C2 & Rubber Pushing Medium (Direct Primed)**  
Only the deadbolt was targeted directly and it was twisted out of the locking mechanism. The blast broke the door handle latch but the deadbolt and door handle remained attached to the door, reducing potential frag injuries.

**Comments:** Charge was direct primed, but may be built with a det cord tail as per slide 3 and the build instructions.





# Heavy Metal Door

BreachPop® #3 Tri-Fold Linear/Slider (L)  
BreachPop #3 Bi-Fold Linear (R)



N.E.W.: .194 LBS TNT / 53g  
MSD: 10.3' / 3.2m

**Results: Positive Breach on a Class II Metal Push Door with 176" total of 50gr DetCord; Dual Primed**

Rubber pushing medium used on the face of each BreachPop to achieve a pushing effect.



N.E.W.: .232 LBS TNT / 63g  
MSD: 10.9' / 3.4m

**Results: Positive Breach on a Class II Metal Push Door with 222" total of 50gr DetCord; Dual Primed**

Rubber pushing medium used on the face of each BreachPop to achieve a pushing effect.



# Gated Doors

**Grilled Security Door & Storm Door over Light Metal  
BreachPop #1 Bi-Fold Linear C2**



N.E.W.: .207LBS TNT / 75g  
MSD: 10.5' / 3.2m



N.E.W.: .207LBS TNT / 75g  
MSD: 10.5' / 3.2m

**Charge: BreachPop #1 Bi-Fold Linear loaded with 0.50"x36" C2 each BreachPop linked with 12" 50gr det cord**

**Results: Positive Breach on a Class I Metal Push Door behind Grilled Door (L) and Storm Door (R)**

(L): Grilled Security Door had hinges opposite light metal door hinges; interior door removed from hinges and storm door disrupted so it could be opened by hand.

(R): Storm Door hinges on same side as light metal door hinges: both doors removed from structure.



# Specialty Tools

## J&N Tactical Mk-7 Breaching Pole




**Target:** Class I Metal Push – Hinge Side  
**Charge:** BP#1 Tri-Fold Linear 66" 50gr  
**N.E.W.:** .077 lbs TNT / 21g  
**MSD:** 7.6' / 2.3m

**Results:** Positive Breach. Door displaced from hinges.

**Target:** Class I Metal Push  
Deadbolt/Doorknob  
**Charge:** BP#1 C2 Mini-Nunchuk  
**N.E.W.:** .038 lbs TNT / 13.25g  
**MSD:** 6' / 1.9m

**Results:** Positive breach. Door pushed completely open (pulled closed for results photo). Deadbolt and doorknob completely disrupted and frame significantly damaged.





# BreachPop<sup>®</sup>

## Tamped Charge Containers




0.5" x 15" C2 Strip



16" BP#3 Tri-Fold Slider does it on a Class II metal door!



3-wrap Tri-Fold that folds into an 18" long package for carriage and transport



Single Strand Det Cord  
15" Training Strip!



Bi-Fold Linear with a single strand of 50gr Det Cord on a light metal door! BOOM!

U.S. Patent No.'s 11,719,517 & 11,255,646



# BreachPop<sup>®</sup>

## Test & Evaluation Packs



### "The Team" T&E Pack

**\$1999.00**

"The Team" Test and Evaluation Pack comes with enough BreachPops to test the common configurations as shown in this presentation. Charges range from Low-N.E.W. training charges up to those capable of defeating a heavy metal door. Lengths range from 5" to 12" strip charges, full length sliding hinge charges and linear charges. The building of the charges is outlined in the BreachPop Common Loadings and Build Instructions Manual provided with each order.

- (5) 5" BreachPop #1** to make one short det cord training charge, two 7" C2 IDCs, and one C2 mini-nunchuk
- (5) 5" BreachPop #3** to make one det cord 3-wrap IDC, one det cord mini-nunchuk and one C2 mini-nunchuk
- (15) 8" BreachPop #1** to make ten det cord training charges and five C2 0.5"x8" strip charges
- (15) 8" BreachPop #3** to make five 8" 3-wrap det cord strips, four C2 0.75" x 8" strips and two sliding hinge charges
- (2) BP#1 Bi-Fold Linears** to build 1-wrap det cord linear charges for a wood and light metal door
- (2) BP#1 Tri-Fold Linears** to build a 1-wrap det cord tri-fold for a light metal door and a C2 tri-fold for a heavy metal door
- (2) BP#3 Tri-Fold Linears** to build a 3-wrap det cord tri-fold for a heavy metal door and C2 tri-fold for a heavy metal door

### "The Battalion" T&E Pack

**\$9999.00**

"The Battalion" Test & Evaluation Pack comes with enough BreachPops to be split amongst several breachers. This provides the opportunity to test and evaluate the various offerings as the breacher's see fit, including incorporating them into training scenarios with their team, squad, platoon or company.

- |   |   |
|---|---|
| <b>(50) 5" Breachpop #1</b>               | <b>(50) 5" BreachPop #3</b>               |
| <b>(50) 8" Breachpop #1</b>               | <b>(50) 8" BreachPop #3</b>               |
| <b>(10) BreachPop #1 Bi-Fold Linears</b>  | <b>(10) BreachPop #3 Tri-Fold Linears</b> |
| <b>(10) BreachPop #1 Tri-Fold Linears</b> | <b>(10) BreachPop #3 Bi-Fold Linears</b>  |



# BreachPop®

## Sales Packs



### BreachPop® Training Pack

**\$3499.00**

The BreachPop Training Pack is comprised of low-N.E.W. training charges that replicate the carrying, feel and application of full power charges while delivering significantly less overpressure during breaching training using det cord. By using C2 sheet explosive, you can build operational strength charges with the same BreachPops #1 you use for training.

These are in the form of the standard 5" BreachPop #1, 8" BreachPop #1, 18" BreachPop #1 and the BreachPop #1 Bi-Fold

**(40) 5" BreachPop #1** to build (20) Training Interior Charges and (10) Training Mini-Nunchuks (Use C2 for operational strength)

**(40) 8" BreachPop #1** to build (40) Training Strip Charges (Use C2 for operational charge strength)

**(15) 18" BreachPop #1** to build (4) Tri-Fold Linears (C2 on commercial doors) and (3) Det Cord Strips (C2 operational strength)

**(5) BreachPop #1 Bi-Fold Linears** to build (5) Fully Tamped Linear Charges (Use C2 for commercial doors)

**\*\*\*Substitute BreachPop #3 one-for-one at no additional cost\*\*\***

---

### Volume Purchases

Depending on the explosives most commonly used by your unit, you will need different BreachPops for operational charges. Upon completion of a Test & Evaluation Program, you will have a better understanding of which BreachPops are right for you. By purchasing in volumes of 50, 200 or 500, you are able to earn a significant discount and ensure you always have what you need on hand!

Take a look at the BreachPop Price List and Order Sheet at the end of the presentation for bulk-ordering options. Refer to the BreachPop Common Loads and Build Instructions Manual for information about which BreachPops were designed to hold what N.E.W. and type of explosives.

**Custom BreachPop T&E and Sales Packs are available upon request.**



# BreachPop<sup>®</sup>

## Tamped Charge Containers



Manufacturer Part Number			Description	Unit Price
BP1-5	BP2-5	BP3-5	5" BreachPop	\$25.00
BP1-8	BP2-8	BP3-8	8" BreachPop	\$35.00
BP1-12	BP2-12	BP3-12	12" BreachPops	\$40.00
BP1-15	BP1-18	BP3-16	15", 16", 18" BreachPop	\$40.00
BP1-36	BP3-36		36" BreachPop	\$110.00/pair

### Accessories and Merchandise

Breacher App License Key - \$9.99 per device

¾" x 25' Custom Cut Roll of Hydrogel - \$25.00

1"x50' BT-30 Breacher Tape - \$60.00

1" x 75' 3M 8069 Double Sided Tape - \$60.00

BreachPop<sup>®</sup> T-Shirts (Next Level Athletic Fit) - \$20.00

BreachPop<sup>®</sup> Hats - \$25.00

## BreachPop, LLC

Veteran Owned Small Business

DUNS Number: 102360175

CAGE Code: 8JXK4

For more information please contact us at [info@breachpop.com](mailto:info@breachpop.com)


De Oppresso Liber

Grundighet gir Trygghet

Terms of Use, Warning and Disclaimer

When loaded with explosives, the BreachPop is a fundamentally dangerous product. Improper application may result in serious injury or death. P3D Solutions, Inc and BreachPop, LLC assume no liability, express or implied, from the use or misuse of this breaching apparatus. While shot data has been gathered in the development of this product, there is no warranty, express or implied, resulting from the use of said data.





# BreachPop® Price List 2023

Product	Unit Price	50-Pack	200-Pack	500-Pack
8" BreachPop	\$35.00	\$1,662.50 \$33.25/unit	\$6,510.00 \$32.55/unit	\$15,750.00 \$31.50/unit
12", 15", 16" & 18" BreachPops	\$40.00	\$1,900.00 \$38.00/unit	\$7,440.00 \$37.20/unit	\$18,000.00 \$36.00/unit
24" & 28" BreachPops	\$50.00	\$2,375.00 \$47.50/unit	\$9,300.00 \$46.50/unit	\$22,500.00 \$45.00/unit
36" BreachPops	\$55.00	\$2,612.50 \$52.25/unit	\$10,230.00 \$51.15/unit	\$24,750.00 \$49.50/unit

### Invoice/Quote/Estimate Instructions:

Request an estimate or invoice for a quantity of BreachPops by Manufacturer Part Number from [info@breachpop.com](mailto:info@breachpop.com); or complete the attached order form

Manufacturer Part Number convention for the BreachPop is as follows:

8" BreachPop #1 is Part Number "BP1-8"

12" BreachPop #3 is Part Number "BP3-12"

BreachPops in lengths not listed will incur a 10% surcharge for custom production relative to their length. (Ex.: a 14" BreachPop would be \$44.00)

#### Terms of Use, Warning and Disclaimer

When loaded with explosives, the BreachPop is a fundamentally dangerous product. Improper application may result in serious injury or death. P3D Solutions, Inc and BreachPop, LLC assume no liability, express or implied, from the use or misuse of this breaching apparatus. While shot data has been gathered in the development of this product, there is no warranty, express or implied, resulting from the use of said data.

Patent 11,255,646

Easy to Build, Easy to Carry, Easy to Deploy

[www.BreachPop.com](http://www.BreachPop.com)





# BreachPop<sup>®</sup> Order Sheet

BreachPop	Unit x1	50-Pack	200-Pack	500-Pack
<b>*(Example) BP1-8*</b>	<b>25</b>		<b>1</b>	<b>1</b>
BP1-8				
BP1-12				
BP1-15				
BP1-18				
BP1-36				
BP2-8				
BP2-12				
BP3-8				
BP3-12				
BP3-16				
BP3-36				
BP#___-___"				
BP#___-___"				

**\*\*The example row shows an order for 725 BreachPop #1, 8" Long\*\***

**Above are the most commonly ordered BreachPops. If you need a BreachPop not listed, fill it in on the final line using the BP#-Length naming convention.**

**Terms of Use, Warning and Disclaimer**

When loaded with explosives, the BreachPop is a fundamentally dangerous product. Improper application may result in serious injury or death. P3D Solutions, Inc and BreachPop, LLC assume no liability, express or implied, from the use or misuse of this breaching apparatus. While shot data has been gathered in the development of this product, there is no warranty, express or implied, resulting from the use of said data.

Patent 11,255,646

**Easy to Build, Easy to Carry, Easy to Deploy**

**[www.BreachPop.com](http://www.BreachPop.com)**